

STUDENTS IN TEMPORARY HOUSING AND THEIR SCHOOL SUCCESS

Liza Pappas, NYC Independent Budget Office
Community Education Council District 1
February 8, 2017

NYC Independent Budget Office (IBO)

Mayoral Control Law S5887 reauthorization in 2009 (renewed 2016) granted IBO authority to review Department of Education performance data in addition to budget data.

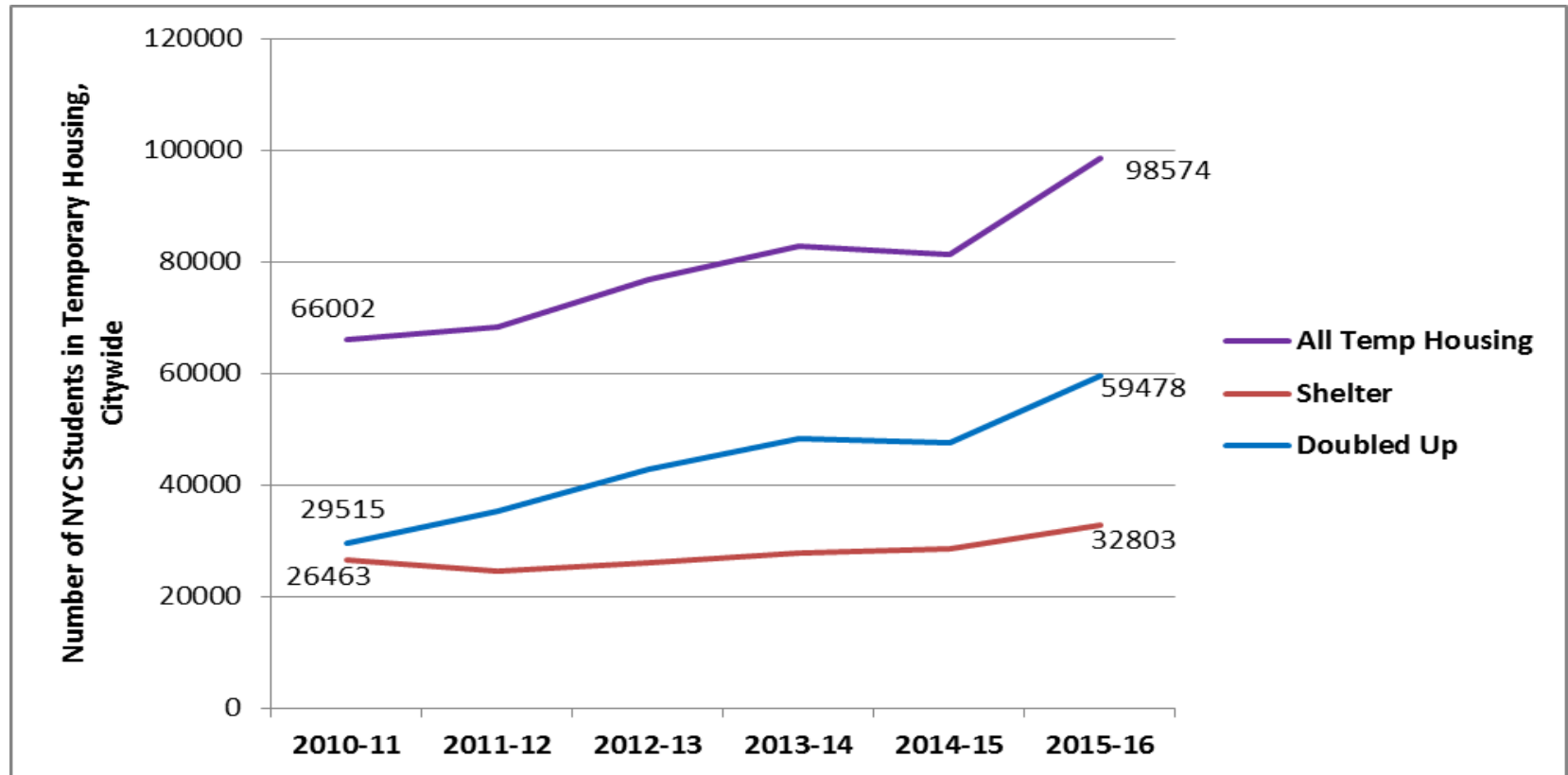
IBO work also includes:

- Providing nonpartisan information about the city budget and tax revenues
- Issuing Required Reports, Fiscal and Policy Briefs, Research Papers
- Examining Topics of Interest
- Responding to Questions from the Public

IBO Study Research Questions included:

- **What have been the population trends for Students identified in Temporary Housing types in NYC schools?**
- **What are the schooling outcomes for students by temporary housing type and compared to their permanently housed peers?**
- **What are the barriers to school success for students in temporary living situations from the perspectives of school staff and families experiencing homelessness?**

Short Term Population Trends Students in Temporary Housing Citywide, 2010-2016

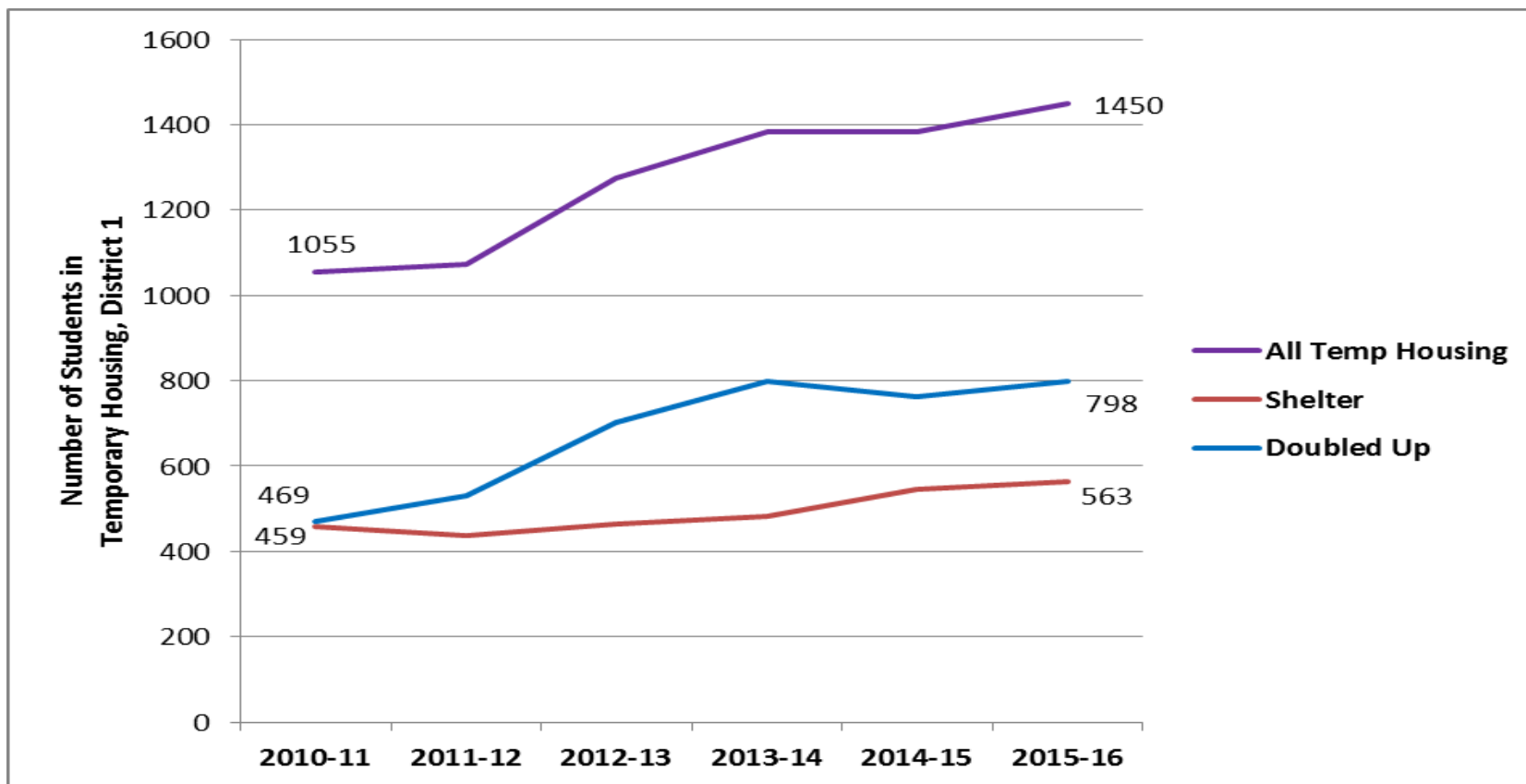


SOURCE: IBO Analysis of Department of Education Data, 2010-2016

NOTE: Excludes students in charter schools. All Temp Housing includes students whom are doubled-up, living in shelters, awaiting foster care placement, students living in hotels or motels, and students residing in other temporary housing situations.

New York City Independent Budget Office

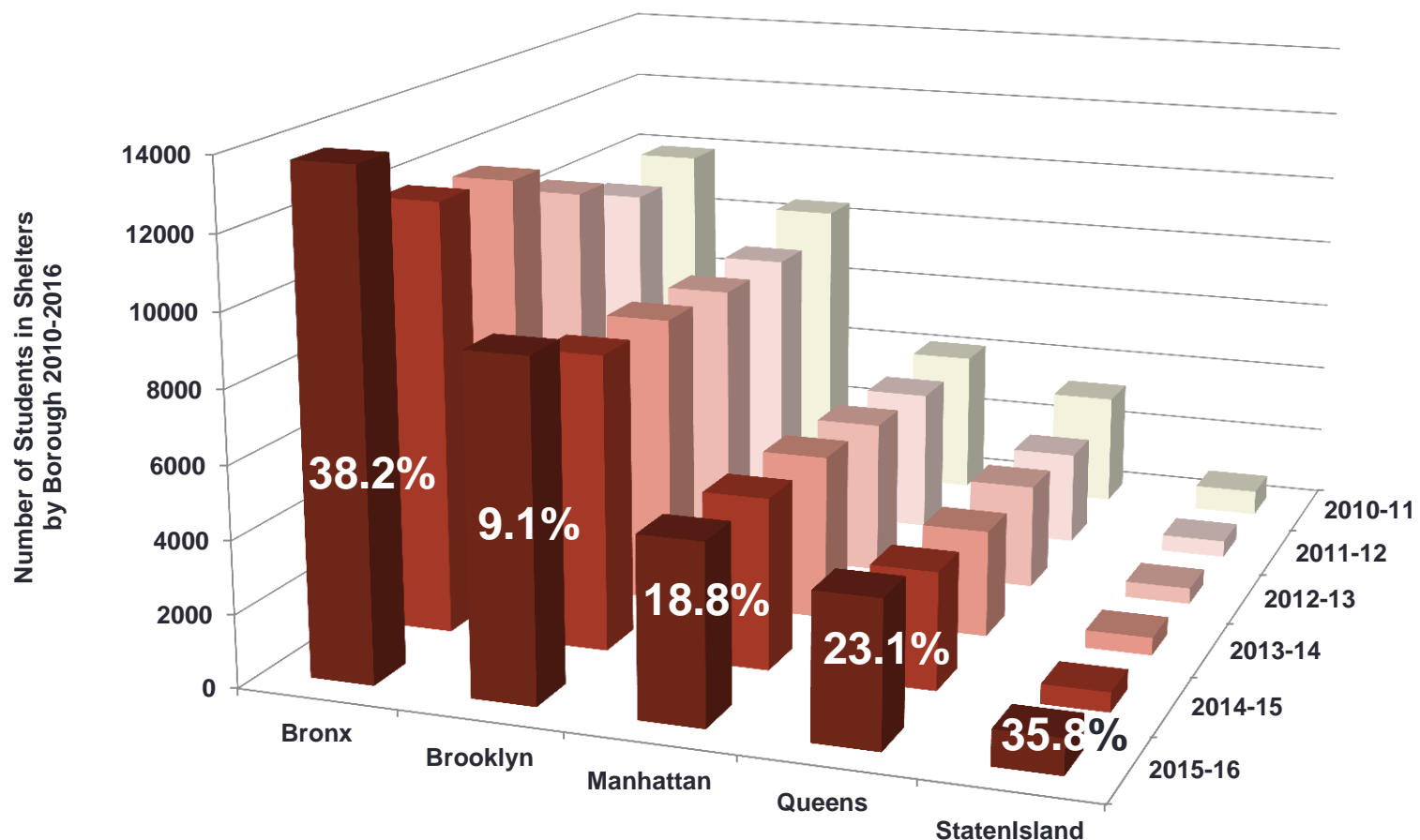
Short Term Population Trends Students in Temporary Housing District 1, 2010-2016



SOURCE: IBO Analysis of Department of Education Data, 2010-2016

NOTE: District 1 only. Excludes students in charter schools. All Temp Housing includes students whom are doubled-up, living in shelters, awaiting foster care placement, students living in hotels or motels, and students residing in other temporary housing situations.

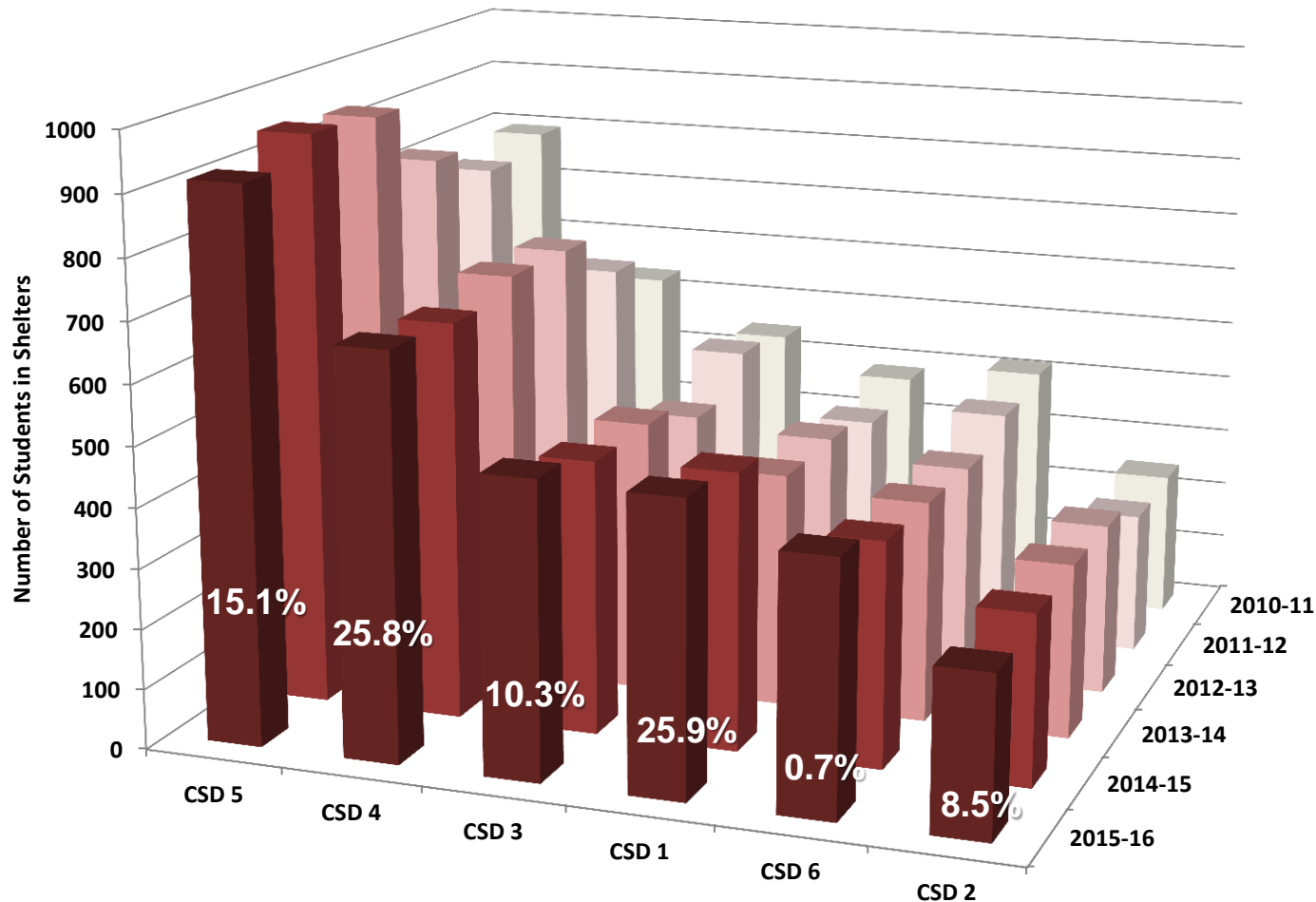
Growth of Students in Shelters within Borough SY2010-11 and SY2015-16



SOURCE: IBO Analysis of Department of Education Data, 2010-2016

NOTE: Excludes students in charter schools. All Temporary Housing includes students whom are doubled-up, living in shelters, awaiting foster care placement, students living in hotels or motels, and students residing in other temporary housing situations.

Growth of Students in Shelters in Manhattan SY2010-11 and SY2015-16



SOURCE: IBO Analysis of Department of Education Data, 2010-2016

NOTE: Students grades PreK-8 only. Excludes students in charter schools and D75. All Temporary Housing includes students whom are doubled-up, living in shelters, awaiting foster care placement, students living in hotels or motels, and students residing in other temporary housing situations.

Student Outcomes by Housing Type by Borough and Citywide, 2013-2014

Borough	Housing Status	Proportion of Students by Housing Status	Attendance Rate	%Students Suspended (at least once)	ELA Proficiency (Grades 3-8)	Math Proficiency (Grades 3-8)
Manhattan	Permanent	91.0%	90.8%	3.2%	36.9%	42.2%
	Temporary	9.0%	87.2%	4.2%	14.4%	18.9%
Brooklyn	Permanent	92.8%	91.2%	3.4%	30.4%	36.0%
	Temporary	7.2%	86.5%	5.0%	13.0%	15.9%
Queens	Permanent	95.6%	91.7%	2.5%	34.3%	42.7%
	Temporary	4.4%	87.4%	3.1%	18.2%	26.0%
Staten Island	Permanent	96.3%	91.7%	2.9%	34.8%	40.0%
	Temporary	3.7%	86.5%	5.8%	18.5%	20.4%
Bronx	Permanent	86.7%	89.2%	3.8%	16.3%	20.7%
	Temporary	13.3%	85.8%	4.1%	9.7%	12.7%
Citywide	Permanent	92.3%	90.9%	3.1%	29.8%	35.9%
	Temporary	7.7%	86.5%	4.3%	12.9%	16.8%

SOURCE: IBO Analysis of Department of Education Data, 2013-2014

NOTE: Excludes students in charter schools.

Student Outcomes by Housing Type

District 1, 2013-2014

Housing Status	Number of Students	Proportion of all Students	% Attendance Rate	% Students Suspended (at least once)	ELA Proficiency	Math Proficiency
Doubled Up	800	6.2%	89.7%	2.0%	15.4%	20.6%
Shelter	483	3.7%	82.2%	5.0%	11.7%	10.0%
Permanent Housing	11,600	89.3%	91.1%	2.8%	39.0%	43.8%

SOURCE: IBO Analysis of Department of Education Data, 2013-2014

NOTE: Students enrolled in Community School District 1, excluding those in charter schools.

Data Collection Overview

2014-2015

- 12 Schools Participated
 - 4-7 visits with a “core” group of 6 schools
 - 1-2 visits with a second group of 6 schools
- 99 Interviews
 - 77 Interviews across 12 Schools
 - 22 Interviews with DOE Students in Temporary Housing staff
- 8-10 Focus Groups
 - 6 FGs with Parents in Shelters (36 Parents)
 - 2 FGs with Parents in Doubled Up Housing (8 Parents)
 - 2 FGs with Principals (10 Principals)

Key Findings/Discussion of Data

- **Shelter Environment**
 - Competing Demands on Parents time
 - Lack of Comprehensive Services
 - Stress and Isolation
 - Transience disrupts schooling
- **Shelter School Navigation**
 - Long Commutes between Shelter and Schooling
 - Transportation Inaccessibility
 - Choosing between School of Origin and School by Shelter
 - Criticality of Geography
- **Shelter Resources**
 - Shortages in Staffing
 - Lack of Coordination between Housing and Education Agencies
 - Limited Attendance Systems
 - Minimal Funding for Schools

IBO Reports on Students in Temporary Housing

Not Reaching the Door: Homeless Students Face Many Obstacles on the Way to School

<http://www.ibo.nyc.ny.us/iboreports/not-reaching-the-door-homeless-students-face-many-hurdles-on-the-way-to-school.pdf>

October 2016

Testimony to the New York City Council, Support for Students in Temporary Housing

February 2016

<http://bit.ly/1P990Mx>

Concentration of Students in Temporary Housing in NYC Schools

November 2015

<http://ibo.nyc.ny.us/cgi-park2/?p=1188>

Renewal Schools Serve Larger Percentages of Students in Temporary Housing

May 2015

<http://www.ibo.nyc.ny.us/iboreports/alternative-school-closure-significant-resources-directed-towards-94-renewal-schools-may-2015.pdf>

Growth of Temporarily Housed Students in NYC Schools

October 2016, October 2015, July 2014

<http://ibo.nyc.ny.us/iboreports/comparing-characteristics-of-traditional-public-school-students-and-charter-school-students-2016.html>

<http://www.ibo.nyc.ny.us/iboreports/new-york-city-public-school-indicators-demographics-resources-outcomes-october-2015.pdf>

<http://www.ibo.nyc.ny.us/iboreports/2014edindicatorsreport.pdf>